

# Object View

## Media Display

The screenshot shows a video player displaying a news broadcast. The main content is a table of website statistics for the Bulgarian National Television (BNT) website. The table has four columns: 'Потребители' (Consumers), 'Нови потребители' (New consumers), 'Сесии' (Sessions), and 'Посещения на сайта' (Website visits). The rows represent the months of April, July, and November. A man in a suit is seated at a desk in the foreground, looking at the data. The video player interface includes a play button, volume control, and a progress bar. The current position is 00:00:00:00 / 00:02:38:06, with 2:38 remaining. The video title is 'Още от ДЕНЯ ГОДИНАТА НА БНТ ПРЕДИЗВИКАТЕЛСТВОТА ПРЕД ОБЩЕСТВЕНАТА ТЕЛЕВИЗИЯ'. The logo 'Profuz' is visible in the bottom right corner.

	Потребители	Нови потребители	Сесии	Посещения на сайта
Април	159 933	95 723	210 552	414 800
Юли	304 755	176 311	378 475	654 293
Ноември	337 660	187 060	410 785	690 9

Още от ДЕНЯ ГОДИНАТА НА БНТ ПРЕДИЗВИКАТЕЛСТВОТА ПРЕД ОБЩЕСТВЕНАТА ТЕЛЕВИЗИЯ

Profuz

The Media controls are: play, previous frame, next frame, mute, volume, current position, duration, remaining time, subtitles/captions, audio streams, mark-in chunk start, mark-out and create a new chunk, create a point marker at current position, picture-in-picture and full screen

The screenshot shows the media controls interface, including a play button, volume control, and a progress bar. The current position is 00:00:00:00 / 00:02:38:06, with 2:38 remaining. The video title is 'Още от ДЕНЯ ГОДИНАТА НА БНТ ПРЕДИЗВИКАТЕЛСТВОТА ПРЕД ОБЩЕСТВЕНАТА ТЕЛЕВИЗИЯ'. The logo 'Profuz' is visible in the bottom right corner.

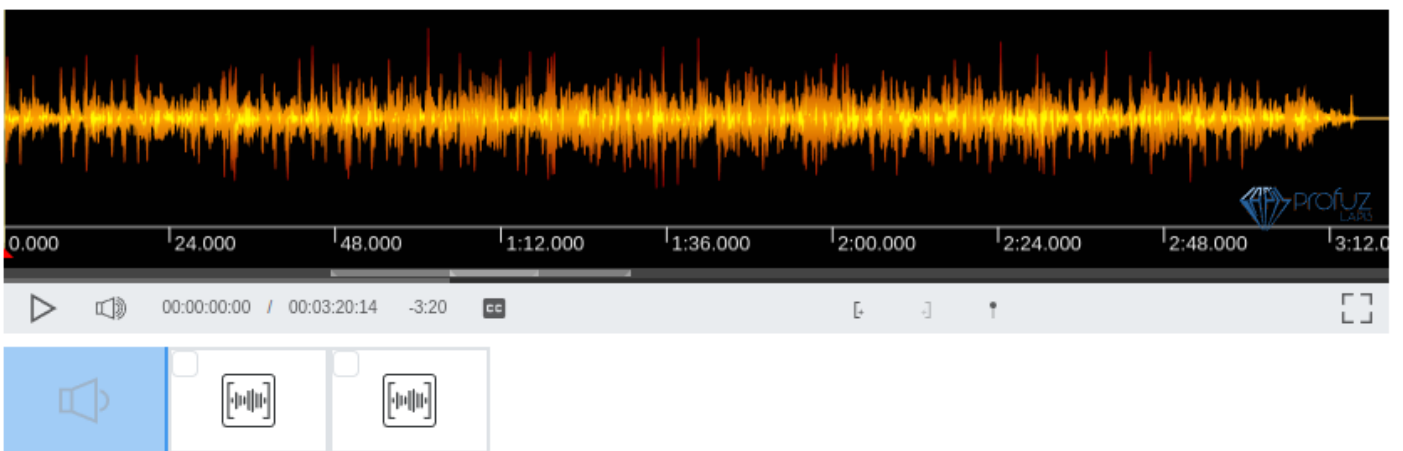
Chunks and markers display

## Chunks Timeline



Chunks and markers have their own properties, activities, views and actions and can also be treated separately. The available actions for them are: Add Bookmark, Attach File(s), Begin Versioning, Change Property, Copy, Delete, Edit, Export, Merge Markers, Pop Out Window, Relate to, Set In, Set Out, Split Marker, Transcode, Download, etc.

Audio display has the same content area and control bars as the video:



Audio waveform is generated automatically and displayed.

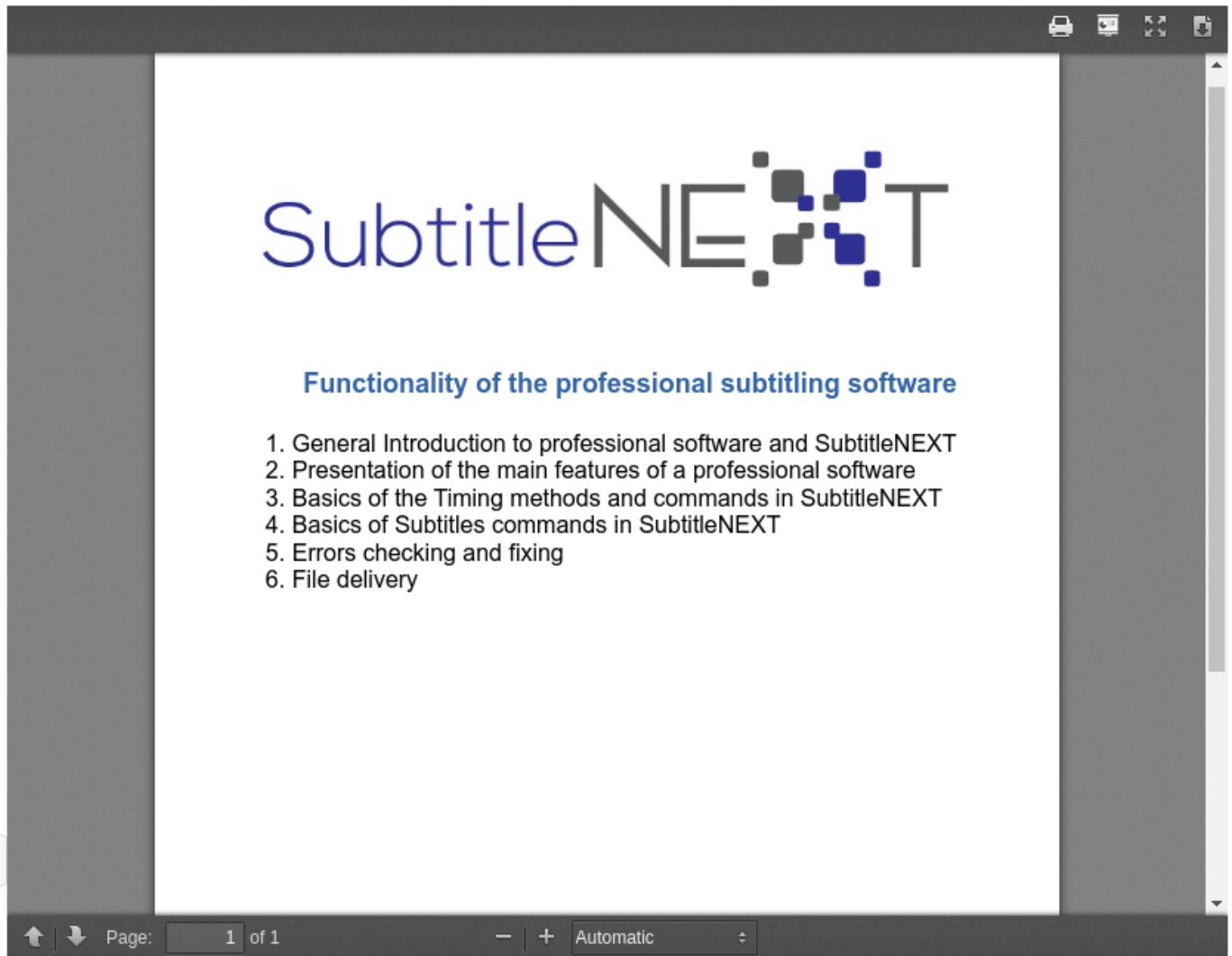
Subtitles viewer and editor looks like this:



Subtitles editor provides features for inserting, deleting, merging, splitting, timing, automatically translating and positioning subtitles/captions in SRT and WebVTT formats.

Other content types such as images, documents, excel sheets, presentations can also be opened with the viewer as shown:

Request Approval



The image is a screenshot of a PDF viewer displaying a slide. The slide has a white background with a dark grey border. At the top right of the slide, there are icons for print, search, and other viewer functions. The main content of the slide is as follows:

# SubtitleNEXT

**Functionality of the professional subtitling software**

1. General Introduction to professional software and SubtitleNEXT
2. Presentation of the main features of a professional software
3. Basics of the Timing methods and commands in SubtitleNEXT
4. Basics of Subtitles commands in SubtitleNEXT
5. Errors checking and fixing
6. File delivery

At the bottom of the slide, there is a footer area with navigation controls. It includes a 'Page:' label, a text box containing '1 of 1', and a dropdown menu set to 'Automatic'.

image6.webp (image/webp) (Image-StreamableContent)



Transformations

No results

Annotations

face

Objects

People

**Natalie**

Texts

I love Profuz

# Activities

Activities are from two main types: comments and activity logs.

Activities

Types

+ **B I U S A**  ...

Add a Comment

Comments are used for real time comments and notes. They can be formatted with colors, fonts, styles, etc and edited if needed.

+

B I U ~~S~~ A ~~A~~ ...

My demo comment

▶ ◻

Activities are keeping track of the changes done to this object(file) as shown:

Activities

Types


+




B I U ~~S~~ A ~~A~~ ...

Add a Comment


▶ ◻





---

 **Catarina Sobral** updated \* 15/11/2024, 15:09:43


 **Description:** *This is a short description of the asset.*  This is a short description of the asset. 



---

 **Catarina Sobral** updated \* 15/11/2024, 15:08:52


 **Description:**  **Catarina Sobral**  This is a short description of the asset. 



---

 **Administrator** updated 15/11/2024, 15:07:53

 **Description:** This is the description of the asset 

---











 **Administrator** updated \* 15/11/2024, 14:25:10

 **Name:** BNT Subtitling Projekt. Project. mp4 

When expanding the Contents list, you can see and have a quick access to all associated contents such as subtitles, audio streams, documents, videos, proxy, etc:

Contents



 <b>BNT Subtitling Project.mp4</b>	
42.53 MB	video/mp4
 <b>microsoftTranscodeAndTranslate_BNT Su...</b>	
8.83 kB	text/vtt
 <b>microsoftTranscodeAndTranslate_BNT Su...</b>	
7.38 kB	text/vtt
 <b>Sleep Away.mp3</b>	
4.84 MB	audio/mpeg
 <b>Kimberly_proj.srt</b>	
27 kB	application/x-subrip

The contents have their own local menu with appropriate actions such as: Add Bookmark, Add Content, Archive, Begin Versioning, Change Property, Copy, Create Marker, Delete, Download, Edit, Export, Import Metadata, Relate To,, Transcode, Transcribe, Transfer, Update Content, Pop Out Window, etc.

When expanding the Transformations list, you have a list and quick access to all the transformations of this media such as thumbnails, preview, etc:


Transformations



 **whisperTranscribe\_BNT Subtitling Projek...** ⋮


4.52 kB

text/vtt

 **imagePreview\_BNT Subtitling Projekt.jpg** ⋮


29.05 kB

image/jpeg

 **thumbnail\_BNT Subtitling Projekt.jpg** ⋮


3.73 kB

image/jpeg

 **imagePreview\_BNT Subtitling Projekt.jpg** ⋮


24.63 kB

image/jpeg

 **microsoftTranscodeAndTranslate\_BNT Su...** ⋮

8.83 kB

text/vtt

 **videoPreview\_BNT Subtitling Projekt.mp4** ⋮

11.92 MB

video/mp4

 **thumbnail\_BNT Subtitling Projekt.jpg** ⋮

The transformations have their own menu with appropriate actions such as: Add Bookmark, Attach File, Begin Versioning, Change Property, Copy, Delete, Download, Edit, Export, Import Metadata, Relate To, Transfer, Update Content, Pop Out Window, etc.

Transformed From shows the original media from where the transformation has been initiated:

Transformed From



 **BNT Subtitling Project.mp4** ⋮

42.53 MB

video/mp4

Transformations




*No results*

All contents and transformations have their own IDs, activities, views, properties, relations and actions.

## Relations

Relations are used to link information from various types as shown below:

Relations					
	Title	Types	Created At	User Updated At	
<input type="checkbox"/>	 myfolder	Folder	05/10/2020, 09:37:51	27/11/2021, 04:41:59	⋮

Activities

The relations can be in one direction or another. They can also be removed if not needed any longer.

## Properties

The properties are the metadata of the file. There are standard default properties and custom properties defined by the system administrator(s). The properties placement can be customized for New, View and Edit screens. For more information about how to create new properties and property placements, please consult the corresponding sections.

Properties have Quick Edit and Save as shown:

Description ✓ ✕

This is a short description of the asset. 🎤

English UK ✕ Deutsch +

They can be localized in multiple languages and the localized versions can be added with the + as shown:

Description ✓ ✕

Dies ist eine kurze Beschreibung der Anlage. 🗣️ 🎤

English UK Deutsch ✕ +

Containers

Relations

- Hindi (India)
- English US
- français
- hrvatski

Title	Types	Created At	User Updated At
-------	-------	------------	-----------------

Properties can be of various types such as text, integer, symbol, etc.

Container, tag, category are properties used for categorizing files.

Permissions can be set for an individual object (file) for individual users and user groups by allowing and denying operations as shown:

Group: Managers	Operation	Allow	Deny	
Property: owners	Operation	Allow	Deny	
User: Rossen Simeonov	Operation	Allow	Deny	
	relate:	<input type="checkbox"/>	<input type="checkbox"/>	
	download:	<input checked="" type="checkbox"/>	<input type="checkbox"/>	
	viewer:	<input type="checkbox"/>	<input type="checkbox"/>	
	collaborator:	<input type="checkbox"/>	<input type="checkbox"/>	
	delete:	<input type="checkbox"/>	<input type="checkbox"/>	
	read:	<input checked="" type="checkbox"/>	<input type="checkbox"/>	
	writeOnCreate:	<input type="checkbox"/>	<input type="checkbox"/>	
	write:	<input type="checkbox"/>	<input type="checkbox"/>	
	createInstance:	<input type="checkbox"/>	<input type="checkbox"/>	
	owner:	<input type="checkbox"/>	<input type="checkbox"/>	

Buttons: Add for everyone, Add new user or group, Add groups, Add new property, Get Effective Permissions, Cancel, Save

## Related Media Links Sidebar

Displays all contents, transformations and optionally a link to the original media











Contents ▾

Transformations ▾

When expanding the Contents list, you can see and have a quick access to all associated contents such as subtitles, audio streams, documents, videos, proxy, etc:

## Contents



 <b>BNT Subtitling Project.mp4</b>	
42.53 MB	video/mp4
 <b>microsoftTranscodeAndTranslate_BNT Su...</b>	
8.83 kB	text/vtt
 <b>microsoftTranscodeAndTranslate_BNT Su...</b>	
7.38 kB	text/vtt
 <b>Sleep Away.mp3</b>	
4.84 MB	audio/mpeg
 <b>Kimberly_proj.srt</b>	
27 kB	application/x-subrip

The contents have their own local menu with appropriate actions such as: Add Bookmark, Add Content, Archive, Begin Versioning, Change Property, Copy, Create Marker, Delete, Download, Edit, Export, Import Metadata, Relate To,, Transcode, Transcribe, Transfer, Update Content, Pop Out Window, etc.

When expanding the Transformations list, you have a list and quick access to all the transformations of this media such as thumbnails, preview, etc:


Transformations



 **whisperTranscribe\_BNT Subtitling Projek...** ⋮

4.52 kB

text/vtt

 **imagePreview\_BNT Subtitling Projekt.jpg** ⋮

29.05 kB

image/jpeg

 **thumbnail\_BNT Subtitling Projekt.jpg** ⋮

3.73 kB

image/jpeg

 **imagePreview\_BNT Subtitling Projekt.jpg** ⋮


24.63 kB

image/jpeg

 **microsoftTranscodeAndTranslate\_BNT Su...** ⋮

8.83 kB

text/vtt

 **videoPreview\_BNT Subtitling Projekt.mp4** ⋮

11.92 MB

video/mp4

 **thumbnail\_BNT Subtitling Projekt.jpg** ⋮

The transformations have their own menu with appropriate actions such as: Add Bookmark, Attach File, Begin Versioning, Change Property, Copy, Delete, Download, Edit, Export, Import Metadata, Relate To, Transfer, Update Content, Pop Out Window, etc.

Transformed From shows the original media from where the transformation has been initiated:

Transformed From



 **BNT Subtitling Project.mp4** ⋮

42.53 MB

video/mp4

Transformations



*No results*

All contents and transformations have their own IDs, activities, views, properties, relations and actions.

Revision #2

Created 15 November 2024 12:38:48 by Pierre

Updated 15 November 2024 13:26:16 by Pierre