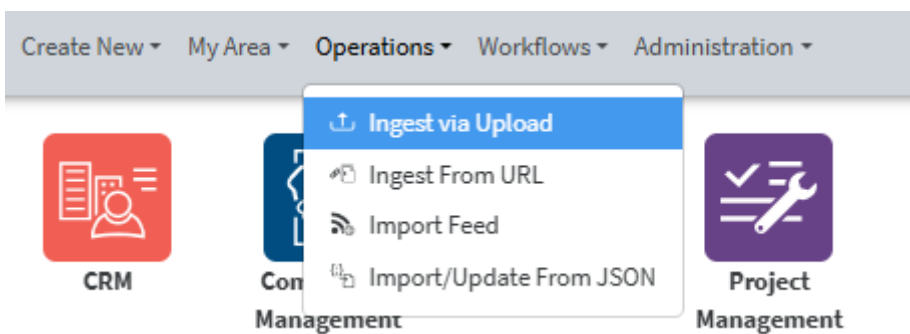


Document Templates

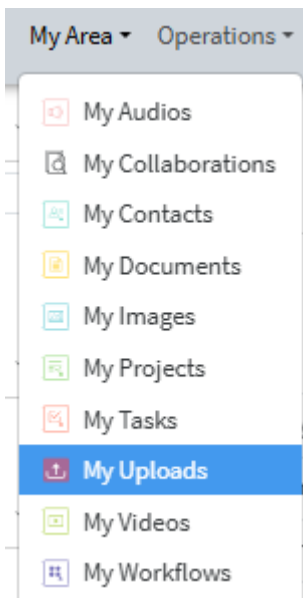
Creating Template

Template is the file to be used as a template in .docx format and has to be added in the system.





The file is added via Operations – Ingest via Upload



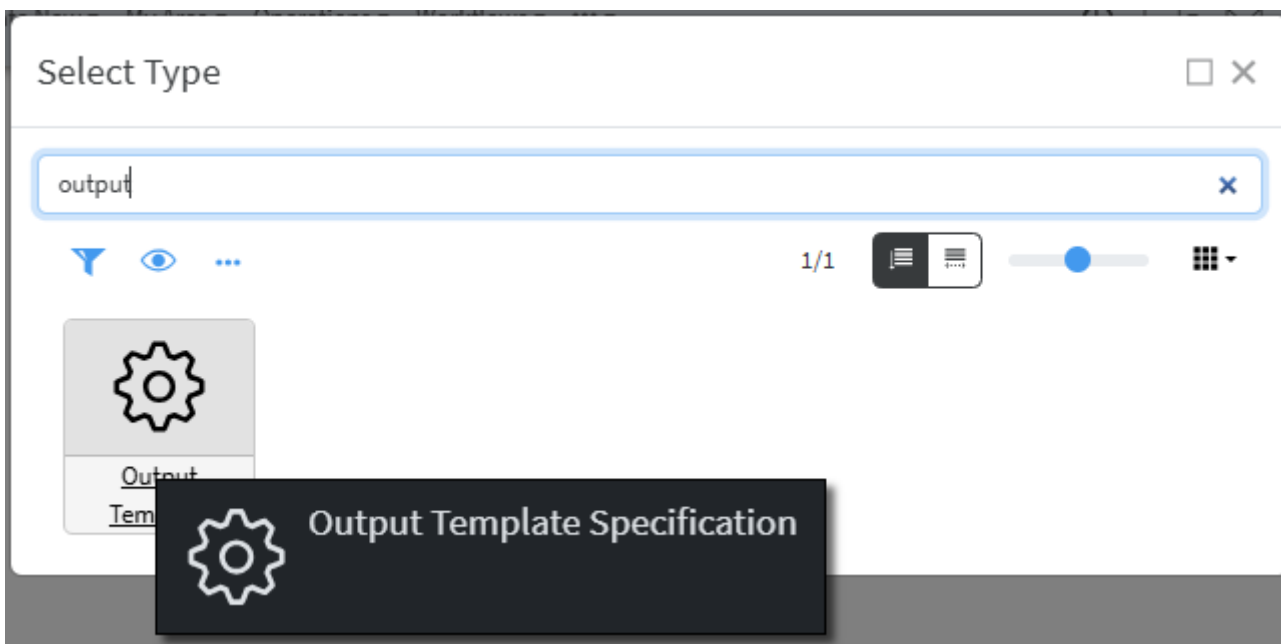
The file uploaded will then appear in My area/ My uploads section if the upload is done by you,







or has to be found in the system, if previously uploaded by someone else.

<input type="checkbox"/>	Title	First Details	Types	
	holidays.png (image/png)	225x225	Image-StreamableContent (⚙️ Streamable Cont	⋮
	My company QTET Comp qty v.3.docx (application/vnd.op...	Size: 24.44 kB User Updated At: Feb 16, 2024, 4:10 PM	StreamableContent-WordDocument (⚙️ Stream	⋮
	My Company INVOICE v.3.docx (application/vnd.openxmlf...	Size: 21.62 kB User Updated At: Feb 16, 2024, 1:39 PM	StreamableContent-WordDocument (⚙️ Stream	⋮
	My Company INVOICE v.3.docx (application/vnd.openxmlf...	Size: 21.48 kB User Updated At: Feb 16, 2024, 1:34 PM	StreamableContent-WordDocument (⚙️ Stream	⋮



Output Template can be created by **Create New - Other - Output Template Specification** (it will appear if you start typing "output")




You need to set a Name and Specify the type to which that Template will be used.


 (Draft-OutputTemplateSpecification)   


Edit All Properties System

Collaborators:  administrator 


Name *










Specification Type *





Template *

Containers



 Cancel

 Create

The Type has to be specified and can be easily found by typing at least one of the words in its name.

Specification Type *

sales order

Sales Order Meta Type

Sales Order

The file to be used is selected

Template *

Filter...


My Company INVOICE v.3.docx (application/vnd.openxmlformats-officedocument.wordprocessingml.document)

My company QTET Comp qty v.3.docx (application/vnd.openxmlformats-officedocument.wordprocessingml.document)

My Company INVOICE v.3.docx (application/vnd.openxmlformats-officedocument.wordprocessingml.document)

First sales - Invoice.docx (application/vnd.openxmlformats-officedocument.wordprocessingml.document)

My Demo Offer - Quote.docx (application/vnd.openxmlformats-officedocument.wordprocessingml.document)

If .docx file to be used as template is not previously uploaded in the system, that can be done directly from this step by pressing on the  which will open file manager to choose file from your computer to upload (ingest).

The process is finished by pressing Create button and the object is created.

Quotation (Output Template Specification)

Properties

Name

Quotation

Specification Type

Sales Mixin

Template

My company QTET Comp qty v.3.docx (application/vnd.openxmlformats-officedocument.wordprocessingml.document) [↓](#)

Containers

Revision #2

Created 15 November 2024 15:20:46 by Pierre

Updated 24 February 2025 11:14:32 by Marie