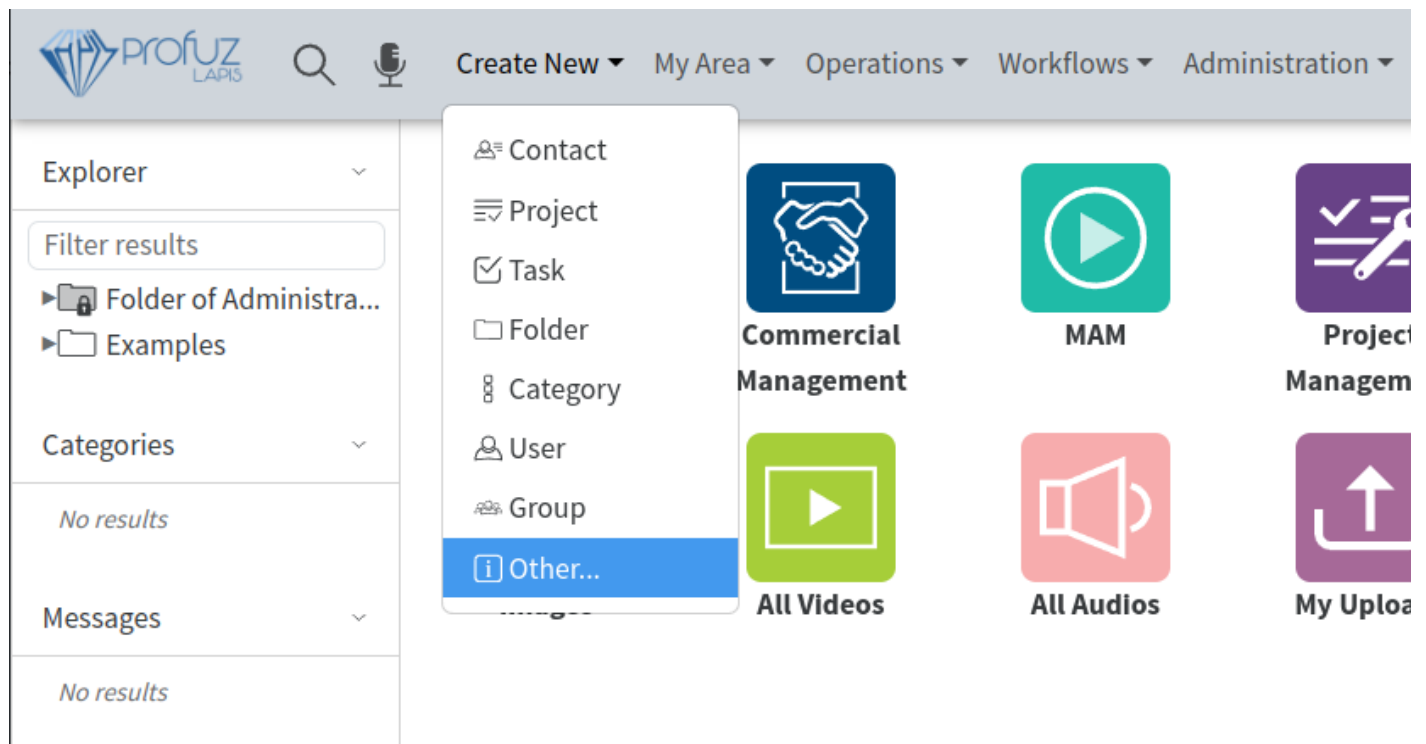


# Properties

- [Create new property](#)

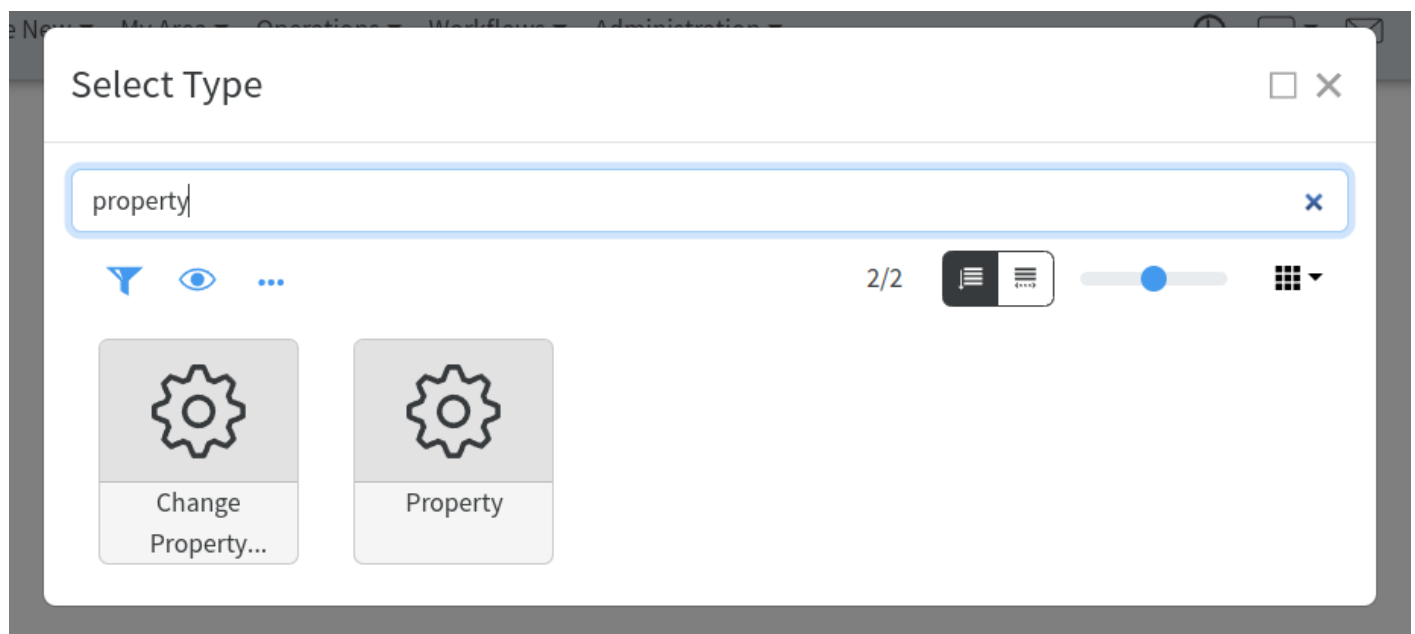
## Create New Property

To create a new property, you will have to go to Application Main Menu, choose Create New -> Other




## Search for type Property

Search for Property type select it and click Save.



When you do it, the following page will open to fill in with your information:

Created by administrator on 11/16/2024, 6:59:26 PM

 (Draft-Property)

Collaborators: administrator

Standard edit

Name \*

Count \*

From 0 To ∞

Display Name \*

Property Type \*

Query

Cancel


Create

13

In the **Name** field, you have to define a name of the proper ty used to identify it. Usually it is a unique name, but if you chose an existing name, it is possible to overwrite a property used in some Type with your own property. The Name field must be written without any spaces. **Count** defines the number of values this property will contain as data. From 0 to 1 means that there can be no or one value. From 1 to 1 means that there will be only one value and this value is mandatory. If these fields are greater than 1, this property will contain multiple values. From 0 to ∞ means that there is no limitation on the number of values.

**Display Name** is used to define what you will see in the User Interface. Display Name can be defined in one or multiple languages. For adding Display Name in other languages, please click on the “+” sign and chose the language(s) one by one.

Created by administrator on 11/16/2024, 6:59:26 PM

 My New Property (Draft-Property)

Collaborators: administrator

Standard edit

Name \*

Count \*

From 0 To ∞

Display Name \*

Property Type \*

Query

Cancel

Create

6

Created by administrator on 11/16/2024, 6:59:26 PM

My New Property () (Draft-Property)

Collaborators: administrator

Standard edit

Count \*  
From 0 To ∞

Name \*  
myNewProperty

Display Name \*  
Ma nouvelle propriété  
English français

Property Type \*  
Filter...

Query

Cancel

Create

14

Created by administrator on 11/16/2024, 6:59:26 PM

My New Property (String) (Draft-Property)

Collaborators: administrator

Standard edit

Count \*  
From 0 To ∞

Name \*  
myNewProperty

Display Name \*  
Ma nouvelle propriété  
English français

Property Type \*  
String

Query

Cancel

Create

15

**Property Type** defines the format of the data and its interpretation. In the example above the chosen String property type allows textual data in multiple languages.

In order to see all default created properties, use the following search:

```
([:types INHERITS "Type"] AND (([:baseTypes ( INHERITS "ImmediateValue" )]))) SORT BY :id
```