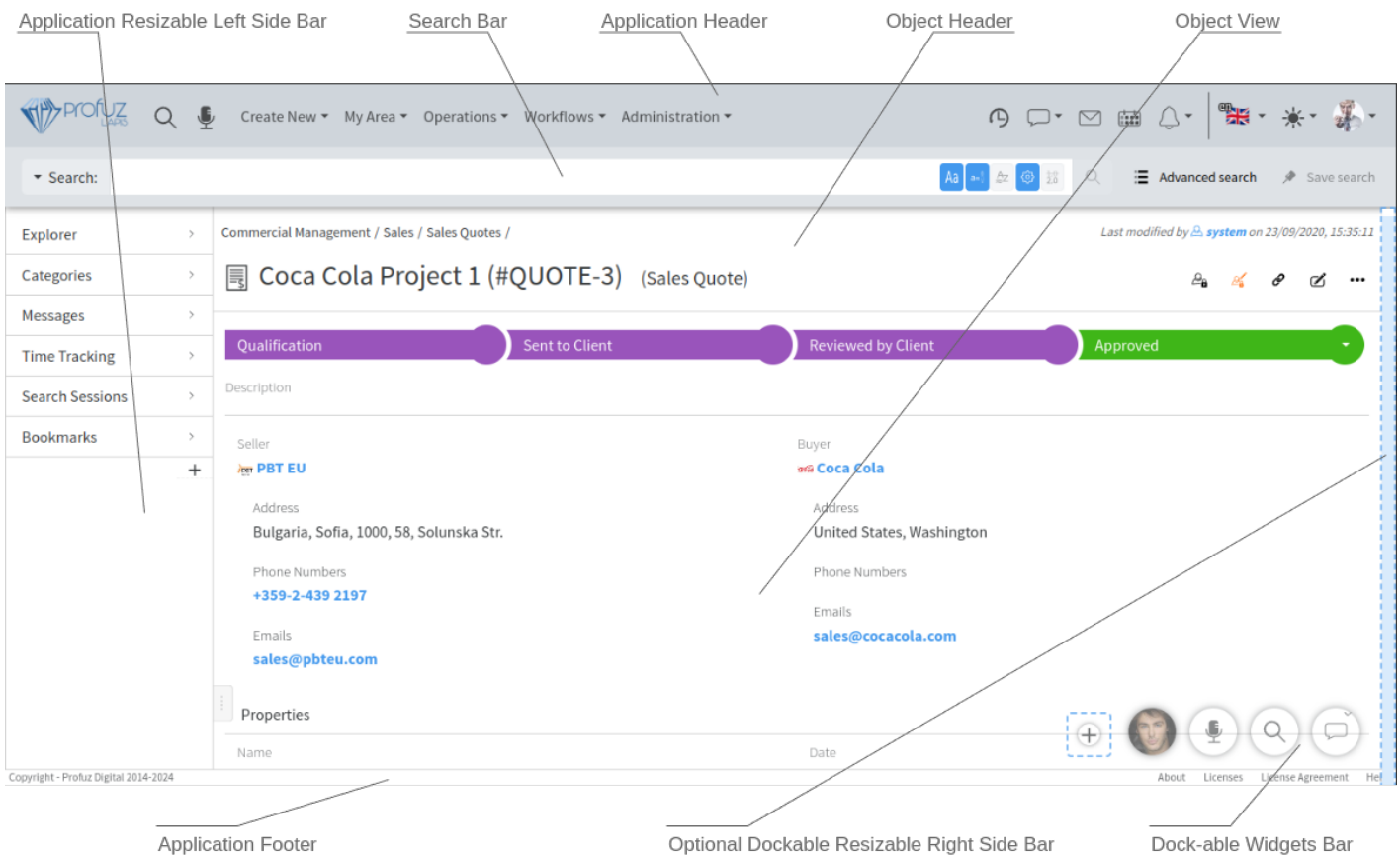


Application Interface

- Application Interface
- Application Header
- Search Bar
- Object Header
- Object View

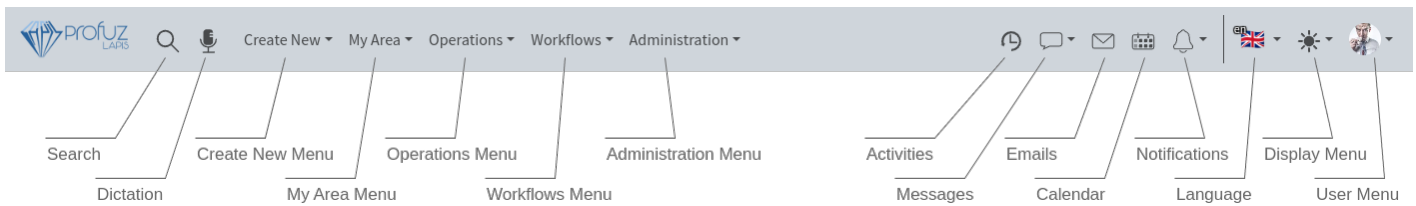
Application Interface



Clicking on an object will open a page with several menus, quick access links, viewer, properties and relations. The page is divided into the following sections:

1. **Application Header** - Shows overall LAPIS header with search, main menus, activities, messages, emails, calendar, notifications, language, and user info
2. **Search Bar** - Visible when toggled by the search button in Application Header or when search results are displayed
3. **Object Header** - Contains breadcrumb, object title, optional version information, object type, object menu, optional object quick actions buttons
4. **Object View** - Displays the current object with the view for its type
5. **Application Resizable Left Side Bar** - Shows default and custom application widgets
6. **Optional Dockable Resizable Right Side Bar** - Drag-drop any object or widget to the right of the screen to show it in the right side bar
7. **Dock-able Widgets Bar** - Drag-drop any object or widget to the bottom right of the screen for quick access (here are shown minimized objects and widgets)
8. **Application Footer** - General information about the licenses and quick access to Help

Application Header



1. **Search** - Provides quick access to overall search of the system
2. **Dictation** - Allows voice dictations when enabled
3. **Create New Menu** - Access to a menu from where you can create new objects
4. **My Area Menu** - Lists all jobs and materials owned by you or assigned to you
5. **Operations Menu** - General ingest, archive and import operations
6. **Workflows Menu** - For creating new workflows and monitoring workflow instances and definitions
7. **Administration Menu** - For administration of system' data types and permissions
8. **Activities** - Lists all activities of all users of the system
9. **Messages** - New and active chats
10. **Emails** - Quick access to received emails when the incoming email provider is activated
11. **Calendar** - Shows all projects, tasks or other events with start and end date
12. **Notifications** - Lists all notifications for everything your user is subscribed to be notified about
13. **Language** - Application' UI language
14. **Display Menu** - select light/dark mode and themes
15. **User Menu** - Shows user profile, user's subscriptions and logout

Search Bar

▼ Search:

[:types INHERITS "Notification"] SORT BY :createdAt DESC

Aa

a-z

↕

🔍

🔍

Advanced search

Save search

Quick access to search templates

▼ Search:

[:types INHERITS "No

Search

Video with Director and Actor

Video Director

Files

With Above

In Word Documents

Video

Search News

Free form search bar or search bar for typing any search using our search language

▼ Search:

Aa

a-z

↕

🔍

🔍

Advanced Search

🔍 Advanced Search

Only in providers

Filter...

🔍

Sort by

▼

☒ Case Insensitive

☒ Diacritic Sensitive

☐ Use Synonyms Dictionary

☒ Skip System Objects

☐ Search Old Versions

Types

▼

contains

▼

Object

🔍

🗑

+ and

+ and text

Search

Save Search

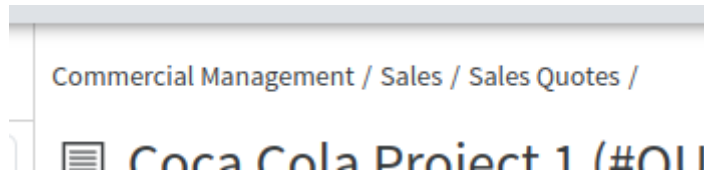
Saves an advanced search selection for further usage



Save search

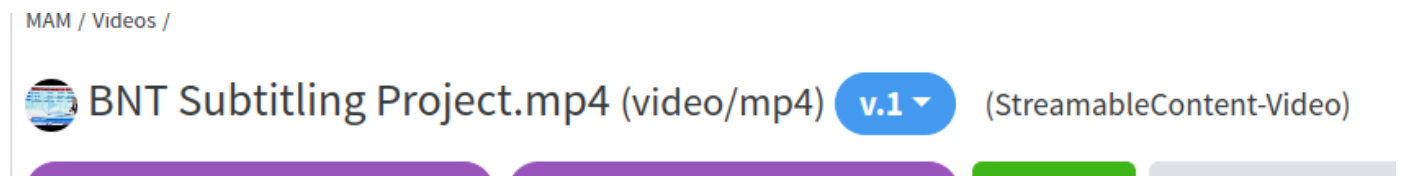
Object Header

Breadcrumb



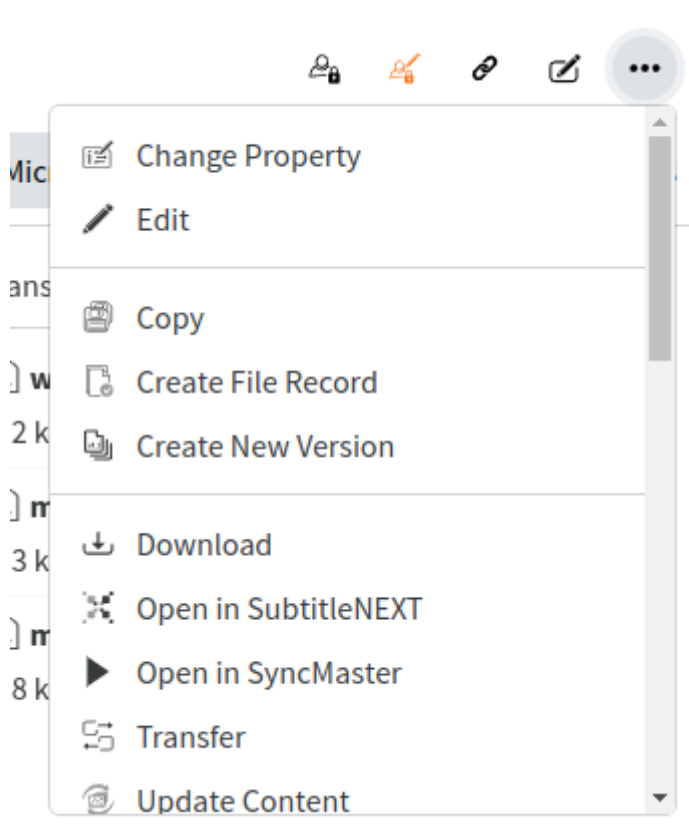
Breadcrumb - provides information about the path to the object

Title



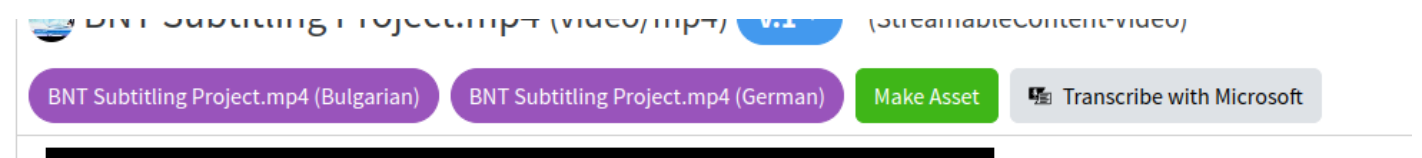
Title, optional version number, quick switching between versions by clicking on the version and type of object

Object's Menu



It displays all proper actions for the corresponding object type and varies depending on the type of object. The Media Actions are: Add Bookmark, Add Content, Archive, Attach File(s), Begin Versioning, Change Property, Copy, Create Marker, Create New Version, Delete, Download, Edit, Export, Import Metadata, Pop Out Window, Relate To, Transcode, Transcribe, Transcribe and Translate, DRM Encode, Transfer, Update Content.

Quick Actions Buttons



Quick Actions Buttons - quick actions and custom actions buttons

Object View

Media Display

The screenshot shows a video player interface. The main content is a news broadcast featuring a man in a suit sitting at a desk. Behind him is a large screen displaying a table with statistics. The table has four columns: 'Потребители' (Consumers), 'Нови потребители' (New consumers), 'Сесии' (Sessions), and 'Посещения на сайта' (Website visits). The rows represent different months: 'Април' (April), 'Юли' (July), and 'Ноември' (November). The table data is as follows:

	Потребители	Нови потребители	Сесии	Посещения на сайта
Април	159 933	95 723	210 552	414 800
Юли	304 755	176 311	378 475	654 293
Ноември	337 660	187 060	410 785	690 9

Below the table, there is a blue banner with the text 'Още от ДЕНЯ ГОДИНАТА НА БНТ ПРЕДИЗВИКАТЕЛСТВАТА ПРЕД ОБЩЕСТВЕНАТА ТЕЛЕВИЗИЯ'. In the bottom right corner of the video frame, there is a logo for 'profuz LABS'. Below the video frame, there is a media control bar with various icons for play, previous frame, next frame, mute, volume, current position, duration, remaining time, subtitles/captions, audio streams, mark-in chunk start, mark-out, and create a new chunk. Below the media control bar, there are four small thumbnail images showing different scenes from the video.

The Media controls are: play, previous frame, next frame, mute, volume, current position, duration, remaining time, subtitles/captions, audio streams, mark-in chunk start, mark-out and create a new chunk, create a point marker at current position, picture-in-picture and full screen



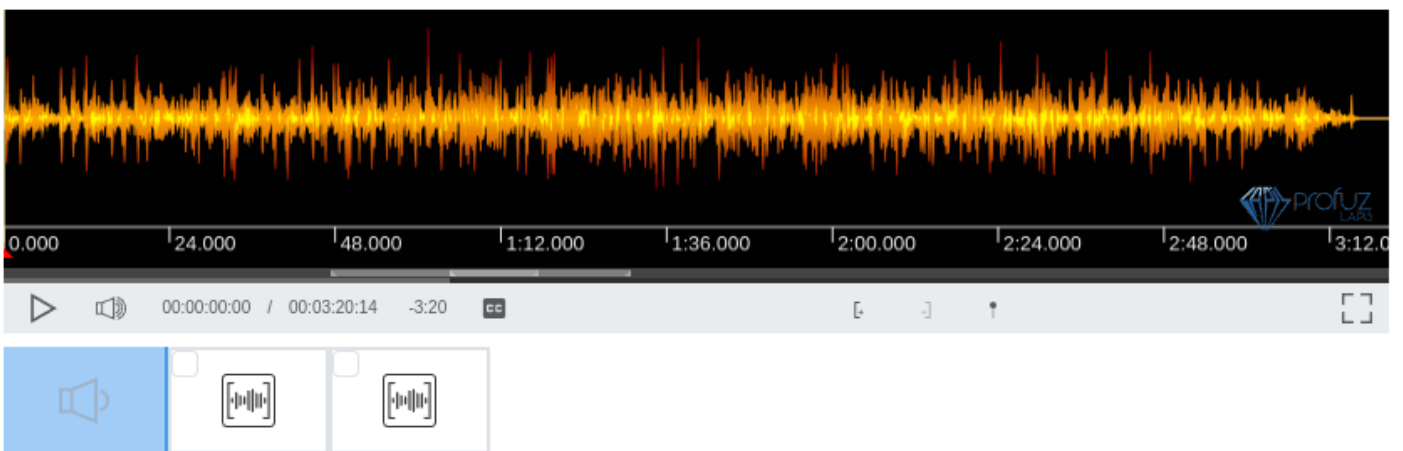
Chunks and markers display

Chunks Timeline



Chunks and markers have their own properties, activities, views and actions and can also be treated separately. The available actions for them are: Add Bookmark, Attach File(s), Begin Versioning, Change Property, Copy, Delete, Edit, Export, Merge Markers, Pop Out Window, Relate to, Set In, Set Out, Split Marker, Transcode, Download, etc.

Audio display has the same content area and control bars as the video:



Audio waveform is generated automatically and displayed.

Subtitles viewer and editor looks like this:



Subtitles editor provides features for inserting, deleting, merging, splitting, timing, automatically translating and positioning subtitles/captions in SRT and WebVTT formats.

Other content types such as images, documents, excel sheets, presentations can also be opened with the viewer as shown:

Request Approval

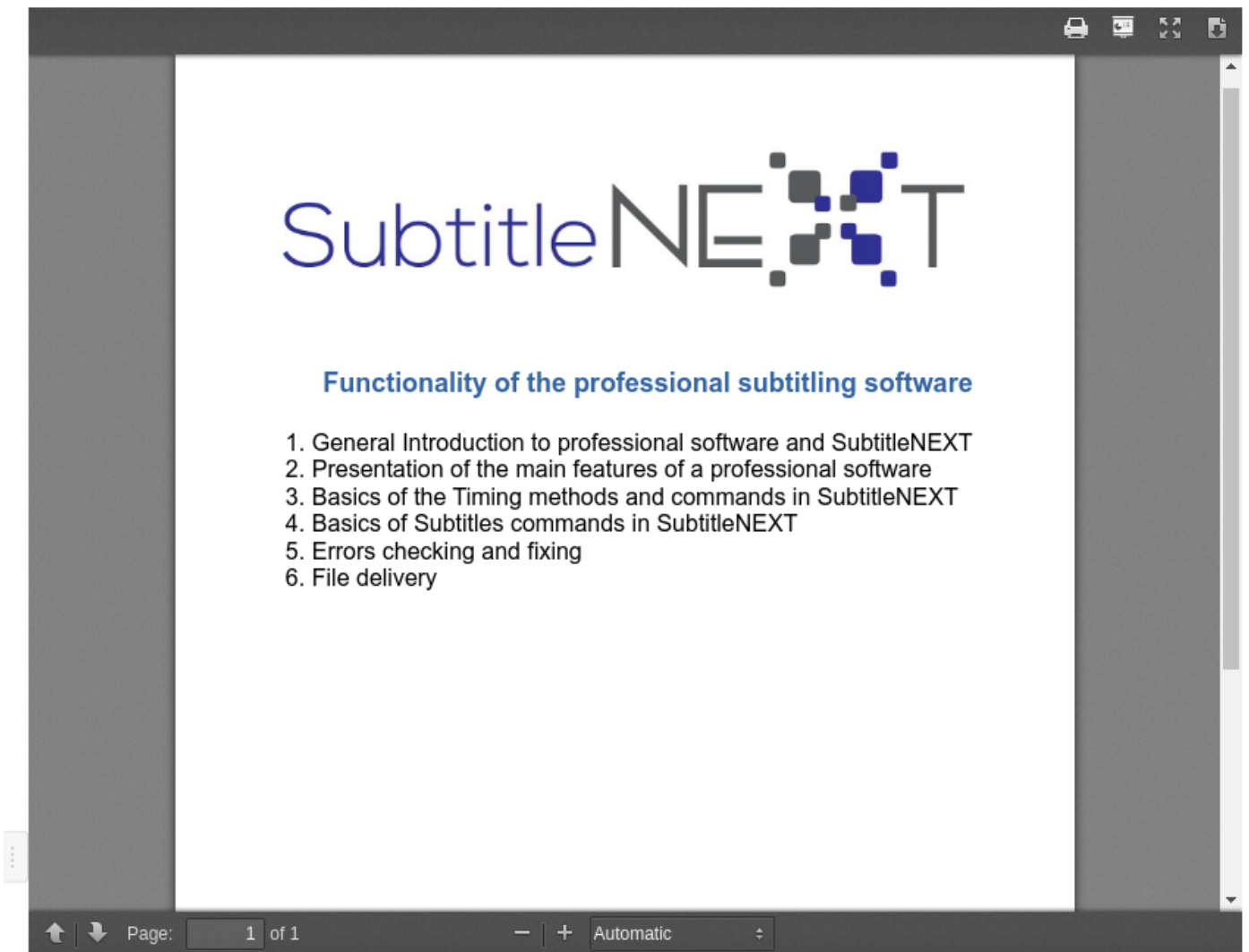


image6.webp (image/webp) (Image-StreamableContent)



Transformations



No results

Annotations



face

Objects



People



Natalie



Texts



I love Profuz

Activities

Activities are from two main types: comments and activity logs.

Activities



Types

**B I U S A A ...**

Add a Comment



Comments are used for real time comments and notes. They can be formatted with colors, fonts, styles, etc and edited if needed.

B

I

U

S

A

A

...

Mydemo comment

Activities are keeping track of the changes done to this object(file) as shown:

Activities

Types

✓

B

I

U

S

A

A

...

Add a Comment

Catarina Sobral updated *

15/11/2024, 15:09:43

Description: ~~This is a short description of the asset.~~ This is a short description of the asset.

Catarina Sobral updated *

15/11/2024, 15:08:52

Description: ~~This is a short description of the asset.~~ This is a short description of the asset.

Administrator updated

15/11/2024, 15:07:53

Description: This is the description of the asset

Administrator updated *











15/11/2024, 14:25:10

Name: BNT Subtitling Projekt.Project.mp4

When expanding the Contents list, you can see and have a quick access to all associated contents such as subtitles, audio streams, documents, videos, proxy, etc:








Contents



 BNT Subtitling Project.mp4	
42.53 MB	video/mp4
 microsoftTranscodeAndTranslate_BNT Su...	
8.83 kB	text/vtt
 microsoftTranscodeAndTranslate_BNT Su...	
7.38 kB	text/vtt
 Sleep Away.mp3	
4.84 MB	audio/mpeg
 Kimberly_proj.srt	
27 kB	application/x-subrip


The contents have their own local menu with appropriate actions such as: Add Bookmark, Add Content, Archive, Begin Versioning, Change Property, Copy, Create Marker, Delete, Download, Edit, Export, Import Metadata, Relate To,, Transcode, Transcribe, Transfer, Update Content, Pop Out Window, etc.

When expanding the Transformations list, you have a list and quick access to all the transformations of this media such as thumbnails, preview, etc:

Transformations ▼ <input checked="" type="checkbox"/>	
 whisperTranscribe_BNT Subtitling Projek... ⋮	
4.52 kB	text/vtt
 imagePreview_BNT Subtitling Projekt.jpg ⋮	
29.05 kB	image/jpeg
 thumbnail_BNT Subtitling Projekt.jpg ⋮	
3.73 kB	image/jpeg
 imagePreview_BNT Subtitling Projekt.jpg ⋮	
24.63 kB	image/jpeg
 microsoftTranscodeAndTranslate_BNT Su... ⋮	
8.83 kB	text/vtt
 videoPreview_BNT Subtitling Projekt.mp4 ⋮	
11.92 MB	video/mp4
 thumbnail BNT Subtitling Projekt.jpg ⋮	

The transformations have their own menu with appropriate actions such as: Add Bookmark, Attach File, Begin Versioning, Change Property, Copy, Delete, Download, Edit, Export, Import Metadata, Relate To, Transfer, Update Content, Pop Out Window, etc.



Transformed From shows the original media from where the transformation has been initiated:

Transformed From ▼	
 BNT Subtitling Project.mp4 ⋮	
42.53 MB	video/mp4
Transformations ▼ <input checked="" type="checkbox"/>	
<i>No results</i>	

All contents and transformations have their own IDs, activities, views, properties, relations and actions.

Relations

Relations are used to link information from various types as shown below:

Relations					
	Title	Types	Created At	User Updated At	
<input type="checkbox"/>	 myfolder	Folder	05/10/2020, 09:37:51	27/11/2021, 04:41:59	



Activities

The relations can be in one direction or another. They can also be removed if not needed any longer.



Properties

The properties are the metadata of the file. There are standard default properties and custom properties defined by the system administrator(s). The properties placement can be customized for New, View and Edit screens. For more information about how to create new properties and property placements, please consult the corresponding sections.



Properties have Quick Edit and Save as shown:


Description  



This is a short description of the asset. 

 English UK  Deutsch 

They can be localized in multiple languages and the localized versions can be added with the + as shown:

Description  

Dies ist eine kurze Beschreibung der Anlage. 

 English UK Deutsch 

Containers

Relations

Title	Types	Created At	User Updated At

Hindi (India)
English US
français
hrvatski

Properties can be of various types such as text, integer, symbol, etc.

Container, tag, category are properties used for categorizing files.

Permissions can be set for an individual object (file) for individual users and user groups by allowing and denying operations as shown:

Edit Permissions (Permissions Restricted Hash) for BNT Subtitling Pro... ☐ X

Group: Managers	Operation	Allow	Deny	▼
Property: owners	Operation	Allow	Deny	▼
User: Rossen Simeonov	Operation	Allow	Deny	▲
	relate:	<input type="checkbox"/>	<input type="checkbox"/>	
	download:	<input checked="" type="checkbox"/>	<input type="checkbox"/>	
	viewer:	<input type="checkbox"/>	<input type="checkbox"/>	
	collaborator:	<input type="checkbox"/>	<input type="checkbox"/>	
	delete:	<input type="checkbox"/>	<input type="checkbox"/>	
	read:	<input checked="" type="checkbox"/>	<input type="checkbox"/>	
	writeOnCreate:	<input type="checkbox"/>	<input type="checkbox"/>	
	write:	<input type="checkbox"/>	<input type="checkbox"/>	
	createInstance:	<input type="checkbox"/>	<input type="checkbox"/>	
	owner:	<input type="checkbox"/>	<input type="checkbox"/>	

Add for everyone

Add new user or group

Add groups

Add new property

Get Effective Permissions

Cancel

Save

Related Media Links Sidebar

Displays all contents, transformations and optionally a link to the original media











Contents ▼

Transformations ▼

When expanding the Contents list, you can see and have a quick access to all associated contents such as subtitles, audio streams, documents, videos, proxy, etc:








Contents



 BNT Subtitling Project.mp4	
42.53 MB	video/mp4
 microsoftTranscodeAndTranslate_BNT Su...	
8.83 kB	text/vtt
 microsoftTranscodeAndTranslate_BNT Su...	
7.38 kB	text/vtt
 Sleep Away.mp3	
4.84 MB	audio/mpeg
 Kimberly_proj.srt	
27 kB	application/x-subrip


The contents have their own local menu with appropriate actions such as: Add Bookmark, Add Content, Archive, Begin Versioning, Change Property, Copy, Create Marker, Delete, Download, Edit, Export, Import Metadata, Relate To,, Transcode, Transcribe, Transfer, Update Content, Pop Out Window, etc.

When expanding the Transformations list, you have a list and quick access to all the transformations of this media such as thumbnails, preview, etc:

Transformations ▼ <input checked="" type="checkbox"/>	
 whisperTranscribe_BNT Subtitling Projek... ⋮	
4.52 kB	text/vtt
 imagePreview_BNT Subtitling Projekt.jpg ⋮	
29.05 kB	image/jpeg
 thumbnail_BNT Subtitling Projekt.jpg ⋮	
3.73 kB	image/jpeg
 imagePreview_BNT Subtitling Projekt.jpg ⋮	
24.63 kB	image/jpeg
 microsoftTranscodeAndTranslate_BNT Su... ⋮	
8.83 kB	text/vtt
 videoPreview_BNT Subtitling Projekt.mp4 ⋮	
11.92 MB	video/mp4
 thumbnail BNT Subtitling Projekt.jpg ⋮	

The transformations have their own menu with appropriate actions such as: Add Bookmark, Attach File, Begin Versioning, Change Property, Copy, Delete, Download, Edit, Export, Import Metadata, Relate To, Transfer, Update Content, Pop Out Window, etc.

Transformed From shows the original media from where the transformation has been initiated:

Transformed From ▼	
 BNT Subtitling Project.mp4 ⋮	
42.53 MB	video/mp4
Transformations ▼ <input checked="" type="checkbox"/>	
<i>No results</i>	

All contents and transformations have their own IDs, activities, views, properties, relations and actions.